



Cancer in Greece

Michael I. Koukourakis,
Associate Professor of Radiation Oncology
Pelagia G. Tsoutsou,
Lecturer of Radiation Oncology

Democritus University of Thrace
Alexandroupolis, Greece





AROML

Association de Radiothérapie et d'Oncologie de la Méditerranée

Cancer registries

- WHO: IARC (EUCAN project)
- Eurostat
- National School of Public Health
- Greek Ministry of Health
- Epidemiology departments in Universities
- Need for a formal, organized cancer registry for cancer epidemiology in Greece



AROME

Association de Radiothérapie et d'Oncologie de la Méditerranée

Local Epidemiology of Cancer

- Local incidence of cancer seems lower than that of most EU Countries
- Mortality lower than that of most EU countries
- Most common cancers are breast, prostate, lung and colorectal



AROME

Association de Radiothérapie et d'Oncologie de la Méditerranée

Causes of death (2004)

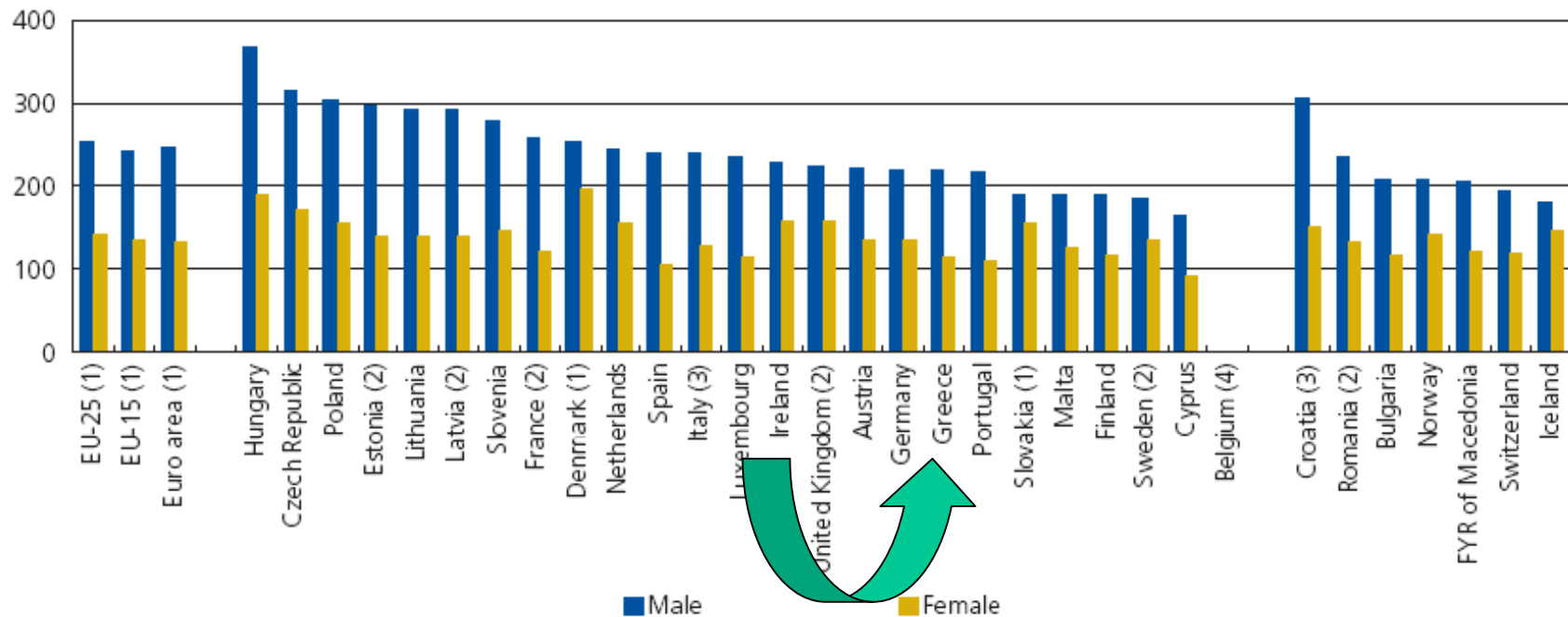
	Cancer disease (1)	Heart disease (2)	All acci- dents (3)	Pneu- monia (4)	Chronic liver disease (5)	Sui- cide (6)
EU-25 (4)	187.7	106.1	28.5	16.0	14.3	11.5
EU-15 (4)	180.5	93.4	25.0	15.7	12.9	10.1
Euro area (4)	180.1	87.6	26.4	13.4	13.7	10.8
Greece	162.0	88.5	29.3	5.0	4.7	2.8



Deaths from cancer (2004)

Figure 3.4: Deaths from cancer (malignant neoplasm) — standardised death rate, 2004
(per 100 000 inhabitants)

TPS00117 TPS00118



- Source : EUROSTAT yearbook, 2006-7

Incidence of cancer, 1997: age-standardised rate per 100 000 (standard European population)

	EU-15
All sites but skin (excluding non-melanocytic skin cancers)	345.1
	EL
	tal
	278.4



AROME

• Source : Health statistics, EUROSTAT, 2002

Association de Radiothérapie et d'Oncologie de la Méditerranée

Lower cancer incidence in Greece than in EU

	EU-15	EL
Lip, oral cavity, pharynx	12.6	4.9
Oesophagus	5.4	1.4
Stomach	15.0	13.0
Colon. rectosigmoid junction. rectum and anus	45.2	24.5
Pancreas	8.3	7.6
Melanoma of skin	8.5	3.2
Kidney and other urinary organs	10.3	7.8
Non-Hodgkin's lymphoma	11.4	5.3
Multiple myeloma	4.3	2.9

- Source : Health statistics, EUROSTAT, 2002

Higher cancer incidence in Greece than in EU

	EU-15	EL
Liver and the intrahepatic bile ducts	6.4	12.8
Trachea, bronchus and lung	42.7	44.8
Bladder	15.2	16.8
Brain	6.6	11.7
Thyroid gland	3.8	5.6
Hodgkin's disease	2.3	2.7
Leukaemias	9.4	9.8



AROME

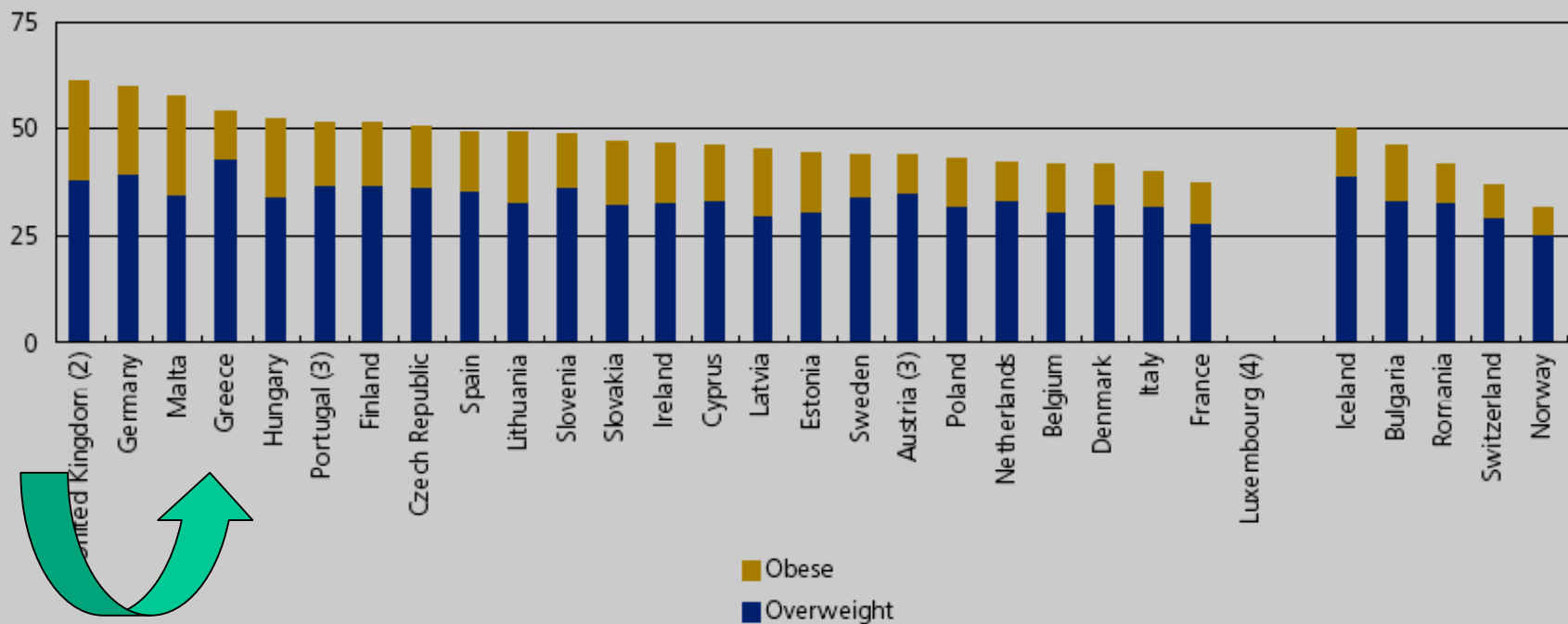
• Source : Health statistics, EUROSTAT, 2002

Association de Radiothérapie et d'Oncologie de la Méditerranée

Lifestyles : weight

Figure 3.8: Overweight people, 2003 (1)

(% of total population)



• Source : EUROSTAT yearbook, 2006-7

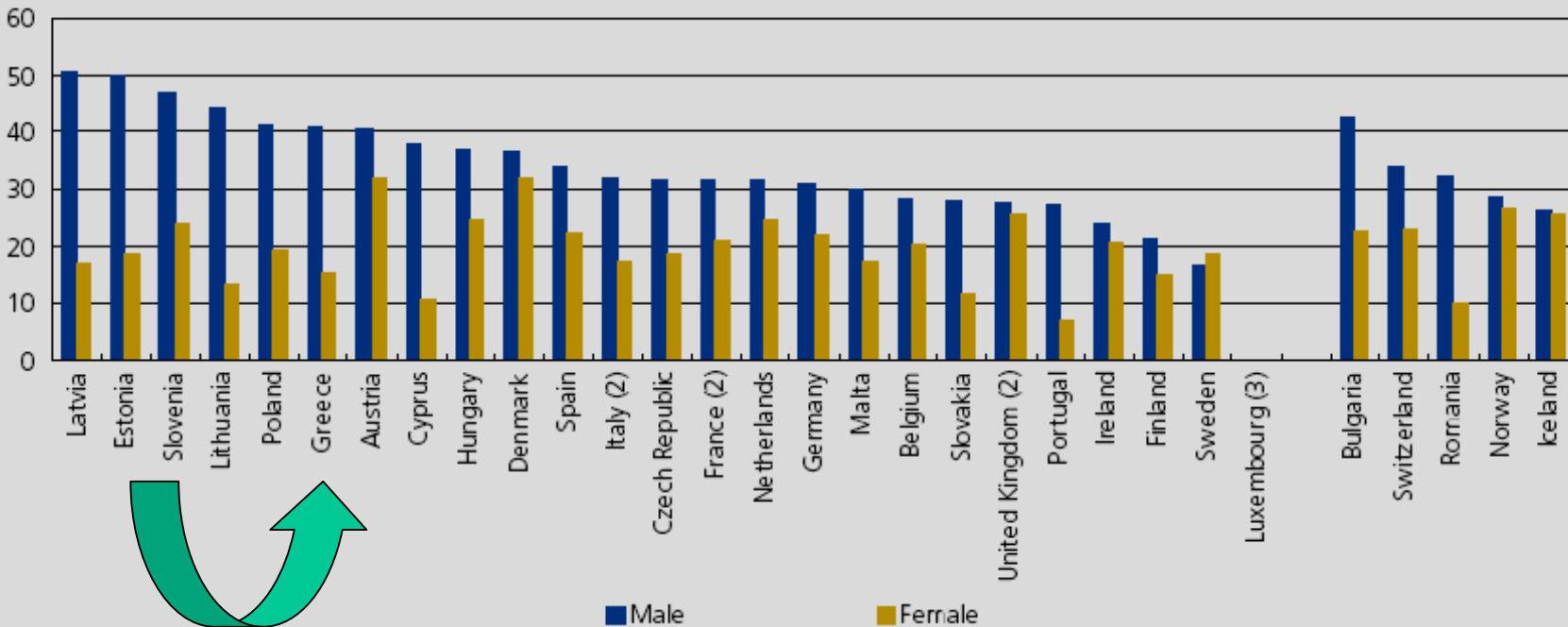
AROME

Association de Radiothérapie et d'Oncologie de la Méditerranée

Lifestyles : smoking

Figure 3.9: Daily smokers, 2003 (1)

(% of male/female population)



• Source : EUROSTAT yearbook, 2006-7

Lifestyles in Greece (EL)

2.1.11 Responses to 'Do you eat a good, balanced diet?', 1999

		EU-15	B	DK	D	EL	E	F	IRL
Total	Yes	74.3	81.3	84.0	80.2	69.7	79.8	82.1	85.7
	No	23.5	17.5	14.5	16.3	28.7	18.3	17.0	12.7
	Don't know	2.2	1.2	1.5	3.5	1.5	1.9	0.9	1.6
Men	Yes	70.0	75.5	82.6	77.0	68.1	75.5	79.6	83.4
	No	27.7	22.6	15.7	19.9	31.1	22.0	19.7	15.2
	Don't know	2.4	1.9	1.7	3.2	0.9	2.5	0.7	1.5
Women	Yes	78.3	86.6	85.2	83.2	71.3	83.9	84.4	88.0
	No	19.5	12.8	13.4	12.9	26.5	14.8	14.5	10.4
	Don't know	2.1	0.6	1.3	3.9	2.2	1.3	1.1	1.7

2.2.1 Responses to 'Do you exercise at least twice a week?', 1999

		EU-15	B	DK	D	EL	E	F	IRL
Total	Yes	39.7	29.7	54.9	28.2	18.8	40.6	46.8	64.6
	No	59.6	69.8	44.7	70.6	80.3	59.0	52.6	34.4
	Don't know	0.7	0.5	0.4	1.2	0.9	0.3	0.6	1.0
Men	Yes	44.1	36.6	55.0	33.4	23.9	43.9	52.8	63.6
	No	55.4	62.5	44.4	65.8	75.5	56.1	47.0	36.0
	Don't know	0.5	1.0	0.6	0.8	0.6	:	0.2	0.3
Women	Yes	35.6	23.3	54.8	23.4	13.9	37.5	41.3	65.5
	No	63.5	76.7	45.0	75.1	84.9	61.8	57.7	32.9
	Don't know	0.8	-	0.2	1.5	1.3	0.6	1.0	1.6



AROME

Association de Radiothérapie et d'Oncologie de la Méditerranée



Lifestyles (EL)

2.2.4 Responses to 'Is your lifestyle healthy?', 1999

		EU-15	B	DK	D	EL	E	F	IRL
Total	Yes	80.8	84.1	79.3	81.2	64.4	89.1	88.2	86.4
	No	16.0	13.9	18.8	14.7	34.5	9.4	10.5	11.8
	Don't know	3.2	2.0	1.9	4.2	1.1	1.4	1.3	1.8
Men	Yes	78.1	82.3	78.8	79.0	60.7	87.7	85.7	83.5
	No	18.5	15.6	19.6	17.3	38.6	10.5	12.8	14.6
	Don't know	3.4	2.1	1.6	3.8	0.7	1.8	1.5	1.9
Women	Yes	83.4	85.8	79.7	83.2	68.0	90.5	90.5	89.1
	No	13.7	12.3	18.1	12.2	30.5	8.5	8.3	9.2
	Don't know	2.9	1.9	2.2	4.6	1.4	1.1	1.2	1.7

Source: Eurobarometer 52.1, European Commission.

2.3.2 Smokers, by age and sex, 1999 (%)

Do you smoke?	EU-15	B	DK	D	EL	E	F	IRL	I	L	NL	A	P	FIN	S	UK
TOTAL																
Males	40	47	32	41	58	47	43	38	35	39	37	47	44	40	19	37
Females	28	28	44	27	32	28	34	27	20	29	27	30	14	22	25	33
All	34	37	38	34	45	37	38	32	27	34	31	38	28	30	22	35

2.4.4 Alcohol drinkers by age and sex, 1999 (%)

Do you regularly drink alcohol?	EU-15	B	DK	D	EL	E	F	IRL	I	L	NL	A	P	FIN	S	UK
TOTAL																
Males	35.3	44.1	49.1	31.9	36.8	28.3	32.6	63.9	18.7	35.1	54.4	31.9	47.4	32	35.3	53.7
Females	16	18.7	38.5	11	7.7	9.3	13.4	39.9	6.3	13.9	31	9.7	12.9	14	20.9	34.6
All	25.3	30.9	43.6	21	22	18.5	22.6	51.5	12.3	24.1	42.5	20.3	29.2	22.6	27.9	43.9



AROM

Healthcare indicators

Table 3.2: Healthcare indicators

	Hospital beds (per 100 000 inhabitants)		Physicians (per 100 000 inhabitants)		Discharges (per 100 000 inhabitants) (1)		Healthcare expenditure (% of GDP)	
	1995	2003	1995	2003	1995	2002	1995	2003
							TPS00044 TPS00046 TPS00048	
EU-25 (2)	719	618	:	:	:	:	:	7.6
EU-15 (2)	690	593	:	:	:	:	7.4	7.7
Euro area (2)	745	641	:	:	:	:	:	:
Greece	500	:	393	:	5 971	:	5.6	6.7

- Source : EUROSTAT yearbook, 2006-7

Radiotherapy equipment

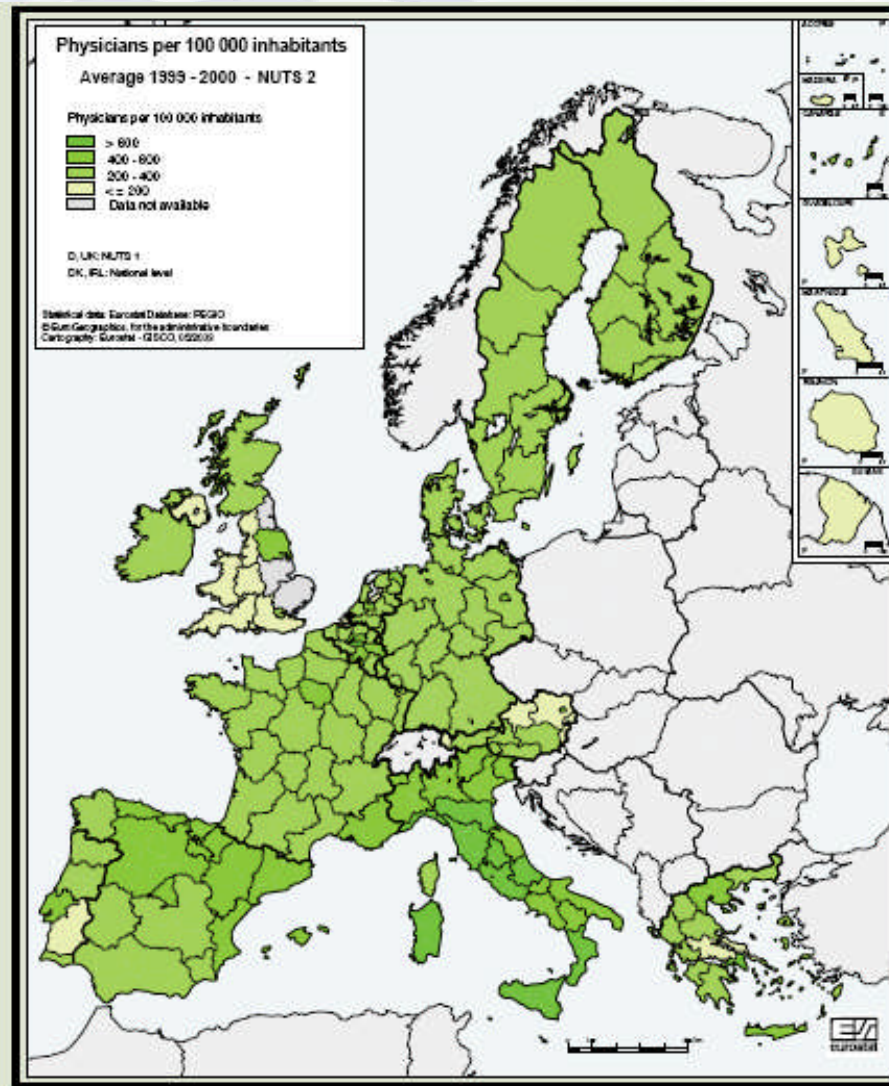
6.2.18 High-tech medical facilities per million population

	B	DK	D	EL	E	F	IRL	I	L
Radiotherapy equipment									
1980	:	:	:	:	:	:	:	:	:
1990	:	:	5.1	5.4	:	:	:	1.3	:
1995	6.1	:	4.5	5.8	3.3	7.5	:	:	:
1996	6.4	:	4.7	5.4	3.3	7.6	:	2.3	:
1997	6.4	:	4.6	4.3	3.3	7.8	:	2.4	:
1998	:	:	:	3.6	3.5	7.9	:	3.1	:
1999	:	:	:	4.2	3.6	7.2	:	3.7	:
2000	:	5.2	:	:	3.8	:	:	:	2.3

	NL	A	P	FIN	S	UK	IS	NO	CH	
							17.5	:	:	Radiotherapy equipment
							23.5	:	:	1980
				16.4	:		15.0	:	:	1990
7.1				14.7	:		14.9	:	:	1995
7.1	3.2			15.0	:		14.8	:	11.1	1996
7.2	3.7	2.9		14.2	:	3.3	14.6	:	11.7	1997
	4.1			14.4	:		14.4	:	11.2	1998
	4.2			14.3	:		14.2	:		1999
	4.2				:	4.8		:		2000



Physicians per habitants



6.1.10 Number of medical specialists by speciality, most recent year

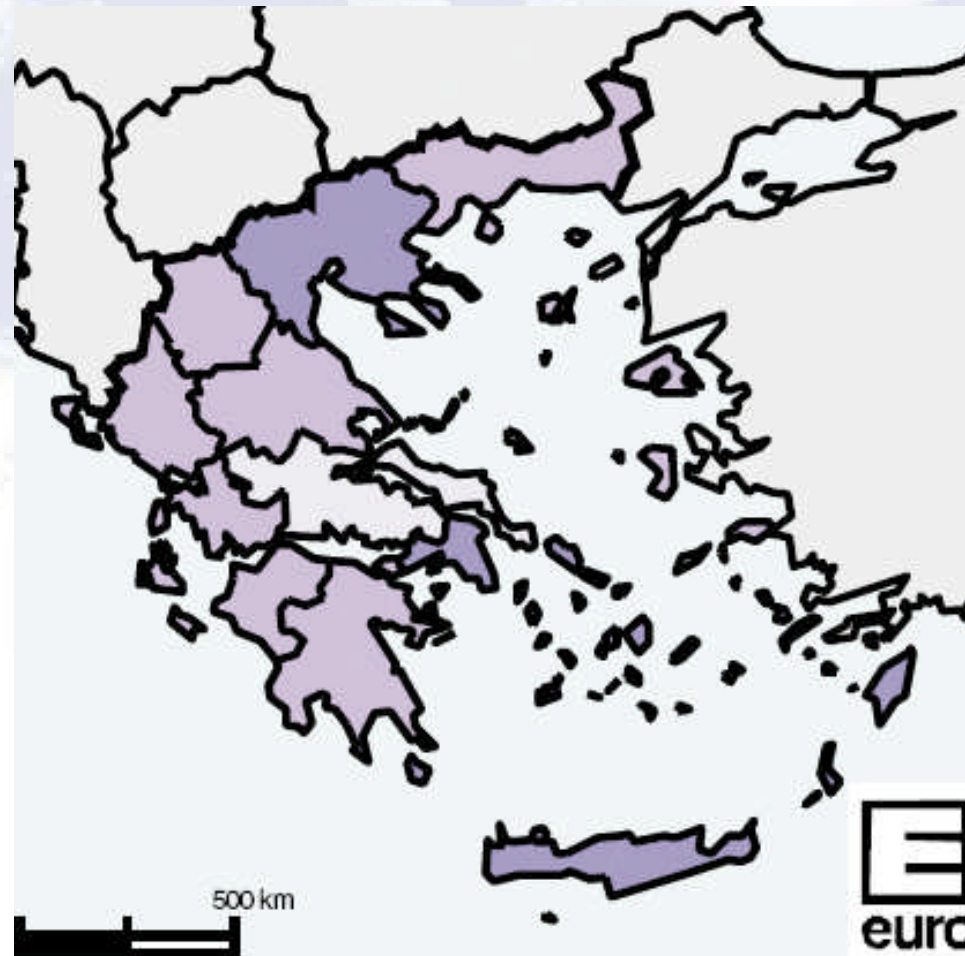
	B	DK	D	EL	E	F	L	NL
	2001	1999	2001	2001	1996	2001	2000	1999
Anaesthesiology and intensive care	1 609	735	17 533	1 420	2 805	10 099	60	1 089
General surgery	1 536	631	14 046	1 898	4 716	4 757	59	1 023
Infant surgery	:	:	140	155	278	74	0	:
Neurological surgery	133	:	1 160	241	398	343	4	109
Plastic surgery	168	:	210	223	468	238	4	176
Dermatology	631	164	6 029	770	1 124	3 855	20	396
Gynaecology and obstetrics	1 303	500	18 686	2 301	4 351	5 006	57	817
General practice	19 493	3 916	109 937	:	:	96 246	371	7 217
Internal medicine	2 190	1 054	45 497	:	4 242	2 423	102	1 707
Cardiology	797	188	2 787	2 274	1 904	5 609	33	662
Endocrinology	:	:	335	355	840	1 279	3	:
Gastroenterology	387	:	1 761	450	1 616	3 164	15	145
Respiratory medicine	313	89	1 175	922	873	2 522	16	388
Oncology	:	88	1 015	150	426	487	0	:
Rheumatology	246	181	672	219	548	2 582	13	163
Neurology	176	188	2 738	486	1 002	1 620	17	651
Psychiatry/Neuropsychiatry	1 924	733	9 356	1 224	2 603	13 291	51	2 246
Occupational medicine	768	:	3 592	28	1 017	4 736	8	1 102
Ophthalmology	1 001	312	8 108	1 512	2 349	5 280	45	627
Otorhinolaryngology	590	358	6 742	947	1 662	2 884	30	453
Paediatrics	1 413	316	15 141	2 736	7 019	6 263	52	996
Radiotherapy/Radiology	1 734	406	7 729	150	2 316	7 801	46	1 055
Urology	348	111	5 303	677	1 373	436	21	315

Oncology specialists

6.1.11 Medical specialists by speciality per 100 000 inhabitants in the most recent year

	B 2001	DK 1999	D 2001	EL 2001	E 1996	F 2001	L 2000	NL 1999
Anaesthesiology and intensive care	16	14	21	13	7	17	14	7
General surgery	15	12	17	18	12	8	14	6
Infant surgery	:	:	0	1	1	0	:	:
Neurological surgery	1	:	1	2	1	1	1	1
Plastic surgery	2	:	0	2	1	0	1	1
Dermatology	6	3	7	7	3	7	5	3
Gynaecology and obstetrics	12	9	23	22	11	9	13	5
General practice	:	73	13	:	:	16	85	46
Internal medicine	21	20	55	22	11	4	23	11
Cardiology	7	4	3	3	5	10	8	4
Endocrinology	:	:	0	4	2	2	1	:
Gastroenterology	3	:	2	9	4	5	3	1
Respiratory medicine	3	2	1	0	2	4	4	2
Oncology	:	2	1	1.5	1	1	:	:
Rheumatology	2	3	1	5	1	4	3	1
Neurology	1	4	3	12	3	3	4	4
Psychiatry/Neuropsychiatry	18	14	11	18	7	23	12	14
Occupational medicine	4	:	4	3	3	8	2	7
Ophthalmology	10	6	10	14	6	9	10	4
Otorhinolaryngology	6	7	8	9	4	5	7	3
Paediatrics	13	6	18	26	18	11	12	6
Radiotherapy/Radiology	17	8	9	1.5	6	13	11	7
Urology	3	2	6	6	3	1	5	2

Number of beds in different regions



Association de Radiothérapie et d'Oncologie de la Méditerranée

Hospital structures (public)

Athens

- 4 million people
- 2 Oncology Hospitals
- 10 Radiation Oncology Departments
- 4 Surgical Oncology Departments
- 10 Medical Oncology Departments



Hospital structures (public)

Thessaloniki

- 1 million people
- 1 Oncology Hospital
- 3 Radiation Oncology Departments
- 2 Surgical Oncology Departments
- 3 Medical Oncology Departments



Medical Schools



University Oncology Structures

- Larissa
 - Ioannina
 - Alexandroupolis
 - Patras
 - Heraklion
- 1 Medical Oncology Department
 - 1 Radiation Oncology Department

in each
University Hospital

University Hospital of Alexandroupolis



- Founded in 1939
- New facilities in 2002
- 671 beds

- Covers the District of East Macedonia and Thrace
- 570.000 people (5% of greek population)



AROME

Association de Radiothérapie et d'Oncologie de la Méditerranée

Univeristy Hospital Of Alexandroupolis



Association de Radiothérapie et d'Oncologie de la Méditerranée

Democritus University of Thrace

- 1 Medical Oncology Department
- 1 Radiation Oncology Department
- 3 Surgical Departments



Radiation Oncology Department

- Conformal RT
CT-simulator
1 Linear accelerator
1 Cobalt 60
- High- dose rate Brachytherapy Unit
- Concomitant Chemotherapy Unit
- Research Laboratory



Radiation Oncology Department University Hospital of Alexandroupolis



Association de Radiothérapie et d'Oncologie de la Méditerranée

Research structures

- Medical Schools (5)
- Research groups:
 - Angiogenesis Research Group
 - Clinical Radiation Oncology Hellenic Group (EOAKO)
 - Hellenic Cooperative Oncologic Group
- National School of Public Health (EPIC)

Medical Oncology Societies


- Hellenic Anticancer Society
www.cancer-society.gr

- Hellenic Society of Radiation Oncology
www.eeao.gr

- Hellenic Society of Medical Oncology
www.hesmo.gr

- Hellenic Society of Oncology

- Hellenic Societies of Oncology sub-specialties (colorectal, head and neck, lung, palliative medicine etc)



Volunteer groups against cancer



AROME

Association de Radiothérapie et d'Oncologie de la Méditerranée